



RES Workspace Manager 2010

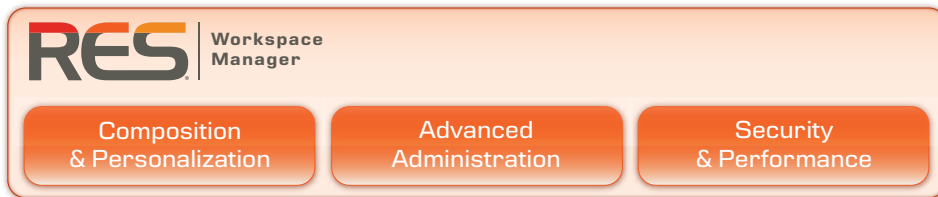


Workspace Manager 2010

From physical desktops and laptops to more virtual-based platforms like Remote Desktops or VDI, the main goal of these technologies is to give users within an organization everything they need to get their jobs done. But as an IT professional, you know it doesn't stop there. Upgrades to new operating systems, renewals and replacements of (virtual) applications, the need for scripts, roaming profiles, group policies, and more just lead to overly complex IT infrastructures. This complexity makes your job harder, and users can suffer because of slower logon times or the need to log on to multiple environments for different applications.

With RES Software, your IT team can offer users a work environment that is location and time independent. You can even make the desktop user independent—or better yet, make the user desktop independent. By separating users from their physical desktop, you can manage changes more easily and give them an optimal experience anytime, anywhere.

RES Workspace Manager lets you pick the level of management and control you want for your organization, today. You can always upgrade as your organization grows or needs new features. Select from the following modules:

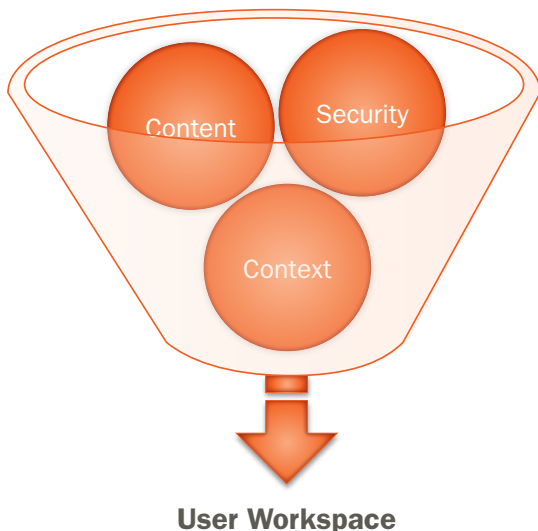


Composition & Personalization

The Composition & Personalization Module of Workspace Manager is your first step to a fully secured and controlled desktop infrastructure for users. It provides context-aware and centrally managed workspaces for your users that contain all of the right applications, data, printing and personal settings that are essential for their success. IT professionals can process any changes and preview their impact from a single central console before altering a user's workspace.

Advanced Administration

The next step after enabling personalized desktops is to gaining control and insight into your deployed workspaces. Improve your ability to manage your infrastructure with clear logs of changes, current status reporting, and license usage data from all users. This module also makes it possible to open or restrict the management console for different administrative roles and create real-time configuration reports. Plus, it supports administrators in managing different application delivery techniques.



Security & Performance

Deliver a personalized desktop according to company business rules and compliance. Building upon the previous modules, enabling security prevents users from unauthorized actions such as executing certain applications and the use of removable disks. You can add or remove these restrictions based on a user's context.



Unified Platform

RES Workspace Manager offers a unified platform to integrate all user types because it manages different user groups, not just the users themselves. Workspace Manager doesn't manage profiles — instead it allows you to manage what is offered to your users per user group.

Zero-Profile Technology

Managing your users at a group level may sound like a "Super Profile," but Workspace Manager actually creates a zero-profile technology environment. The result is an optimal experience for users that is simple for IT to manage and secure.

Single Console

Workspace Manager lets you manage all users within your organization in one console. Multiple users normally listed in the Terminal Server and the Active Directory and VDI are now listed as one user in the Workspace Manager console, giving IT a uniform environment even within a mixed infrastructure.

	FEATURE:	DESCRIPTION:	BENEFIT:
COMPOSITION & PERSONALIZATION	Desktop Transformation	Transform any existing desktop infrastructure into managed user workspaces with an intuitive wizard.	<ul style="list-style-type: none"> • Clear insight into important data • Migration without user impact
	Application Management	Expose the right application at the right time and the right place for the right user.	<ul style="list-style-type: none"> • Centralize control over application accessibility • Limit the number of application packages
	Zero Profile Technology	Store and apply user settings real time and per application outside the user profile.	<ul style="list-style-type: none"> • Eliminate roaming profiles • Enable multiple desktop platforms
	Workspace Analysis	Allow IT to review a user's workspace, showing all settings from each specific user.	<ul style="list-style-type: none"> • Decrease resolution time for the helpdesk • Focus on strategic activities
	Folder Synchronization	Manage how and when files and folders are synchronized to mobile desktops.	<ul style="list-style-type: none"> • Enable offline use of desktops by mobile workers
	Email Templates	Administer all users' mail profiles from a single point. Also a central point to control e-mail signatures and disclaimers for Microsoft Outlook.	<ul style="list-style-type: none"> • Eliminate administrative overhead • Enforce and manages corporate signatures

ADVANCED ADMINISTRATION	Delegation of Control	Allow multiple system administrators within designated areas of the console.	<ul style="list-style-type: none"> • Empower the business outside of IT • Improve delivery and uptime
	Remote Application Integration	Support publishing directly to Citrix XenApp and MTS RemoteApp.	<ul style="list-style-type: none"> • Simplify administration of heterogeneous application delivery infrastructures
	Instant Reporting	Create documentation of Workspace Manager with a single click and export as a PDF.	<ul style="list-style-type: none"> • Save valuable time for administrators • Provide essential documentation
	Compliance	Provide detailed information on changes on any object in RES Workspace Manager.	<ul style="list-style-type: none"> • Provide insight into changes made by administrators • Meet compliance requirements
	Tracking and Reporting	Provide insight in application, session, website and license usage. Manage and report the number of people that are allowed to use an application.	<ul style="list-style-type: none"> • Enforce license compliance for various licensing models • Prevent overspending on licenses

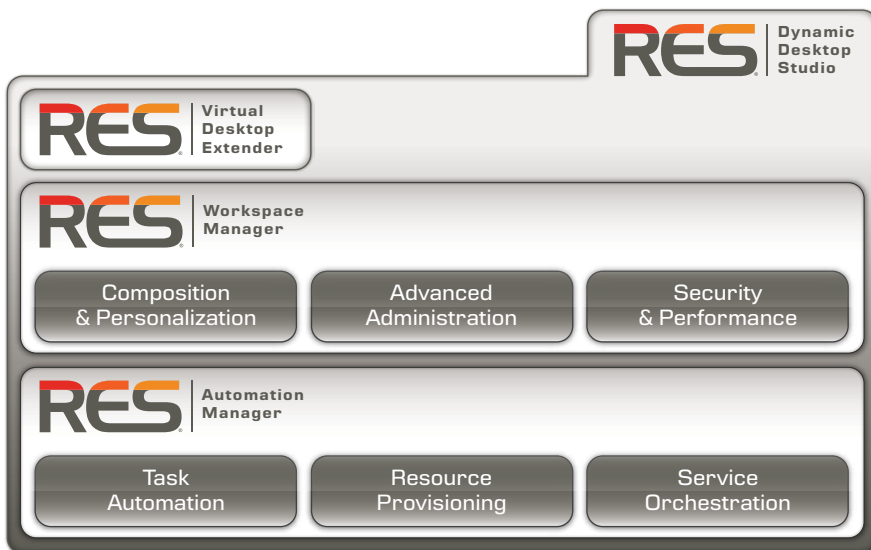
SECURITY & PERFORMANCE	Removable Disk Control	Control permissions for use of removable disks for specific people in specific locations.	<ul style="list-style-type: none"> • Protect corporate data from being copied to removable disks
	Application Access	Prevent access to and use of unauthorized applications. Only expose authorized applications.	<ul style="list-style-type: none"> • Create a secure, reliable and safe workspace for any user based on their context
	Network Security	Prevent unauthorized applications from communicating directly with other applications and / or services running on remote computers.	<ul style="list-style-type: none"> • Protect the front door of the corporate IT infrastructure
	User Installed Applications	Allow specific end-users to install software on a computer. Also report what has been installed.	<ul style="list-style-type: none"> • Decrease administrative workload without losing control • Provide important flexibility to knowledge workers through self-servicing

For a complete overview of all features and more information on supported platforms, please visit www.ressoftware.com

RES Workspace Manager is part of RES Dynamic Desktop Studio. RES Dynamic Desktop Studio helps you analyze, simplify, automate and manage every user's experience through one console. You'll create an IT environment that supports change because a user's workspace is isolated from the hardware and underlying operating systems.

RES Dynamic Desktop Studio also includes RES Automation Manager and RES Virtual Desktop Extender products. By combining these products, IT departments can:

- Make delivering IT as a service a reality
- Enable future infrastructure changes more easily
- Reduce Costs
- Enhance security and compliance
- Move Towards a Strategic Philosophy



10 Reasons to Make Your Desktops Dynamic.

1. Prepare your infrastructures for future changes.
2. Reduce desktop total cost of ownership.
3. Simplify migrations to new operating systems.
4. Drive security from the user level.
5. Enforce business rules.
6. Give your users access to the right information they need at the right time.
7. Realign IT resources to focus on more strategic projects.
8. Grant users access to local and virtual applications within the same session.
9. Work within a single management console, even in mixed environments.
10. Deliver IT as a service to users.



About RES Software

RES Software, the proven leader in dynamic desktop solutions, is driving a transformation in the way organizations manage, maintain and reduce the cost of their desktop infrastructure. The RES Software award-winning, patented products enable IT professionals to manage and deliver secure, personalized and compliant desktops independent of the underlying computing infrastructure – thin clients, virtual desktops, physical desktops, or server-based computing environments. The company empowers customers, from small to medium-sized businesses to global enterprises, to reduce desktop complexity and meet the essential needs of a dynamic workforce that requires on-demand access to their personalized workspaces. For more information, follow updates on Twitter @ressoftware and visit www.ressoftware.com.

